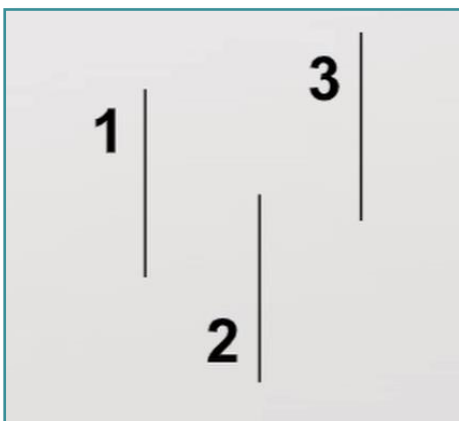
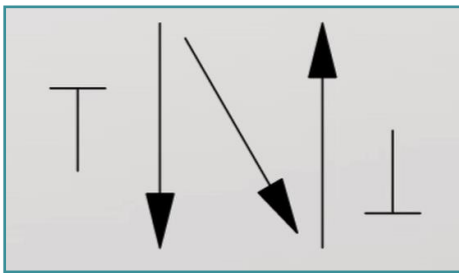
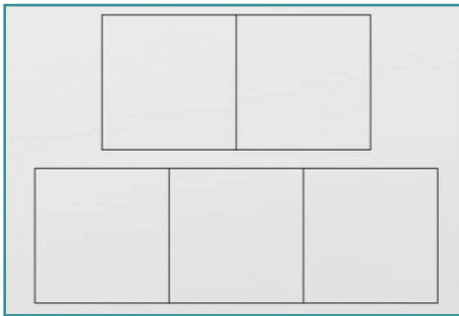
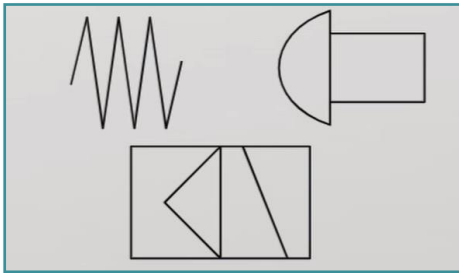


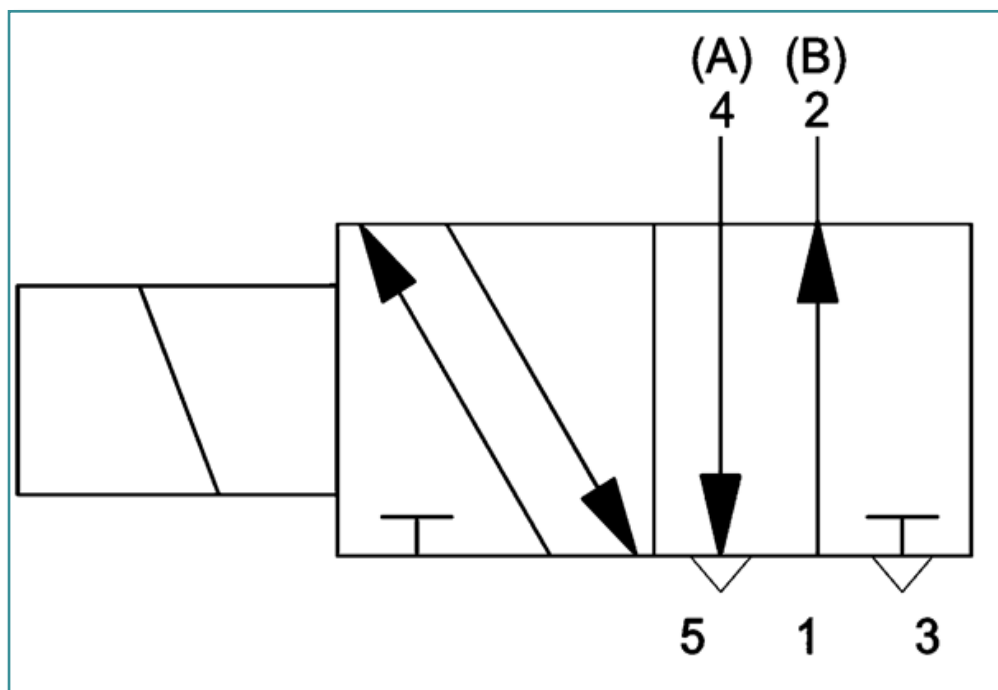
I. Write the name of the element shown in the picture.



II. What does the number 1 in the schematic symbols of the valves mean? Choose one option.

- Air supply
- Working output
- Exhaust

III. What is this valve controlled by? Choose one option.



- lever
- solenoid
- roller
- spring

IV. Write the name of the valve that returns to its idle position after the activating signal has ceased.

V. Write the letter, that is used to mark the pressureless tank drain of the hydraulic valves.

VI. Photo credits: STEP IN partnership

VII. Notes:

STEP IN to the online world/virtual learning, Facilitation of access to Vocational practice through online teaching at secondary technical schools

The project is co-financed by the European Union, ERASMUS+ programme.

Contract number: 2020-1-SK01-KA226-VET-094400

The European Commission's support for the production of this material does not constitute an endorsement of the contents, which reflect the views only of the authors, and the Commission cannot be held responsible for any use which may be made of the information contained therein.

STEP IN project in partnership with:

