
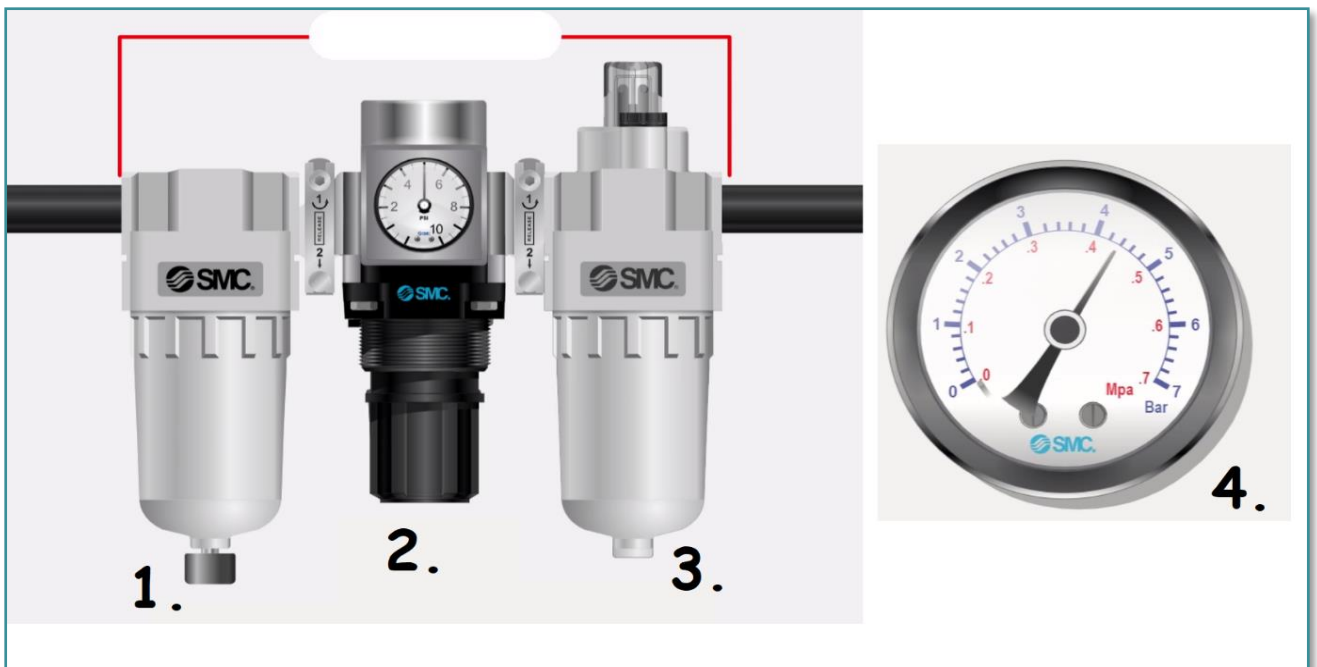


### I. Name the elements to their symbols.



### II. Match the name of the element to the number of the picture.



Lubricator



Manometer

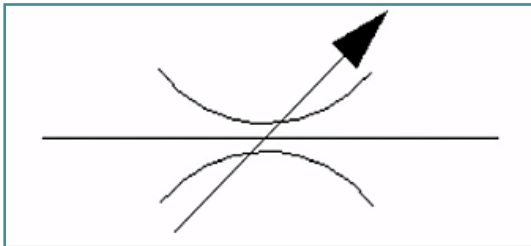


Filter

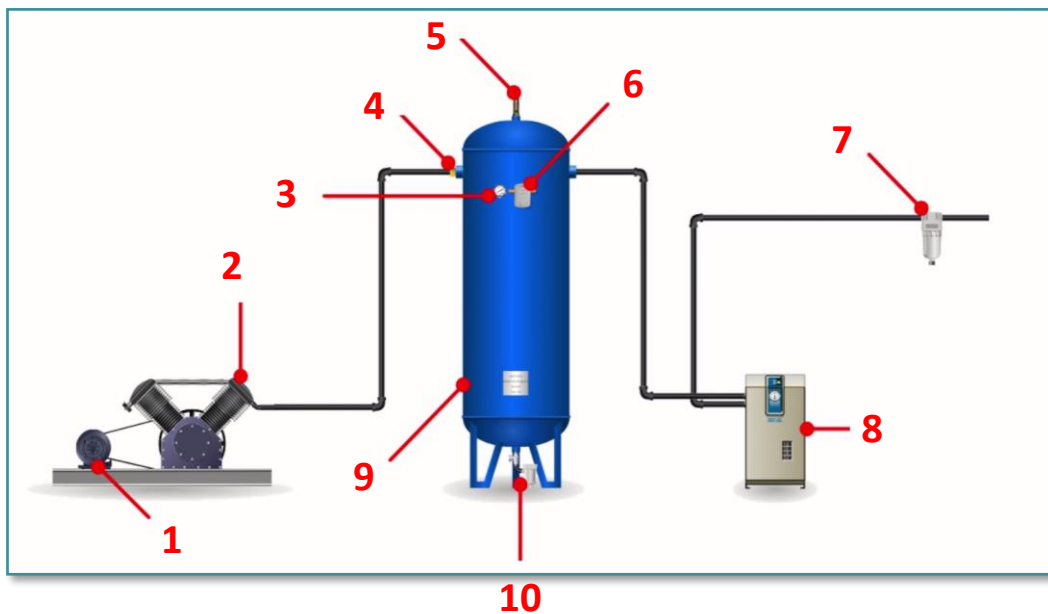


Regulator

III. Write the name of the valve depicted by this symbol:




IV. Match the numbers in the picture to the options for compressed air production parts:



- Safety valve
- Electric motor
- Main filter
- Manometer
- Automatic drain of a condensate

- Check valve
- Air receiver
- Pressure switch
- Refrigerated air dryer
- Air compressor

**V. Choose one correct answer:**

- A) The throttle valve changes the cross-sectional area of the pressure line.
- B) The throttle valve changes the flow rate of e.g. airflow.
- Answers A) and B) are both correct.

**VI. Photo credits:** STEP IN partnership

**VII. Notes:**

STEP IN to the online world/virtual learning, Facilitation of access to Vocational practice through online teaching at secondary technical schools

The project is co-financed by the European Union, ERASMUS+ programme.

Contract number: 2020-1-SK01-KA226-VET-094400

The European Commission's support for the production of this material does not constitute an endorsement of the contents, which reflect the views only of the authors, and the Commission cannot be held responsible for any use which may be made of the information contained therein.

STEP IN project in partnership with:

