


I. Name the parts in the picture by matching the correct numbers.



Fuel level

1

Handbrake

2



Forward/reverse

3

Lifting handles

4

II. Match the correct description of what is shown in the pictures.



Showing where to check the amount of engine oil.

Showing how to know if the battery has enough water.

III. At what point is water added to the batteries of an electric forklift? (mark all correct answers).

- After charging
- After use
- On every break

IV. What kind of liquid is added to the batteries of an electric forklift? (mark all correct answers)

- Distilled water
- Stillwater
- Any liquid

V. How do you know if there is enough liquid in the batteries? (mark all correct answers)

- The flow gyro stops
- Battery elevations go up
- Charge meter(s)

VI. Where in the photo is the gas cylinder correctly on the rack?



### NOTES:

STEP IN to the online world/virtual learning, Facilitation of access to Vocational practice through online teaching at secondary technical schools

The project is co-financed by the European Union, ERASMUS+ programme.

Contract number: 2020-1-SK01-KA226-VET-094400

The European Commission's support for the production of this material does not constitute an endorsement of the contents, which reflect the views only of the authors, and the Commission cannot be held responsible for any use which may be made of the information contained therein.

STEP IN project in partnership with:

